



iKlip[®] Grip Pro

Multifunction smartphone camera stand

USER MANUAL

Table of Contents

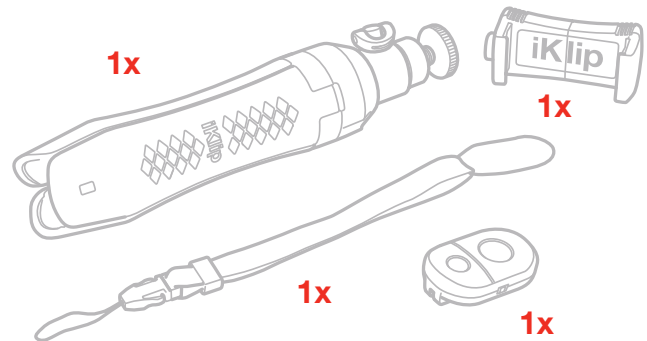
Contents	2
English	3
iKlip Grip Pro	3
Register your iKlip Grip Pro	3
Using iKlip Grip Pro as hand-held	4
Using iKlip Grip Pro as tripod	5
Using iKlip Grip Pro as selfie stick	7
Using the Bluetooth shutter	9
Compatible Devices	10
Specifications	11
Warranty	11
Support and more info	11

iKlip Grip Pro

Thank you for purchasing iKlip Grip Pro.

Your package contains:

- iKlip Grip Pro
- Wrist hand strap
- Device holder
- *Bluetooth shutter
- Quick Start Guide
- Registration Card



iKlip Grip Pro is the next generation of IK's well known iKlip Grip. It provides a handheld grip, mini-tripod, monopod, tripod adapter and bluetooth shutter for any smartphone or phablet, in a conveniently portable package.

iKlip Grip Pro features a smartphone holder with brackets that expand to securely hold devices with or without a case with screen sizes ranging from 3.5" to 6".

Designed for effortless stable video recording, iKlip Grip Pro's holder is supported by a handle with three folding legs that can be used as either a tabletop tripod or handheld grip. There is also custom designed removable bluetooth shutter button conveniently integrated on the handle, to easily take pictures and start/stop video.

With iKlip Grip Pro, videographers will always get a great angle thanks to its ball mount, which can be adjusted up to 90°, and its detachable anodized aluminum telescoping pole, which can be locked into place to give up to 60cm of additional height.

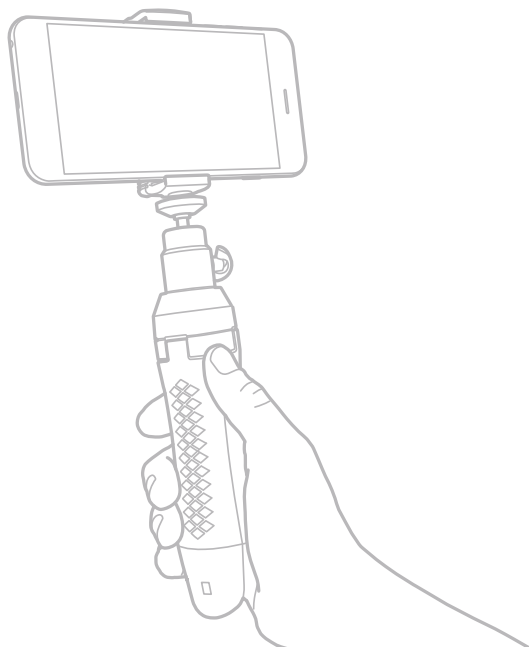
iKlip Grip Pro's handle can also be used as a camera tripod or as a tabletop microphone stand or handheld mini boom thanks to its standard 1/4" thread mount. Likewise, its smartphone holder can also be detached for use with tripods and other stands.

Register your iKlip Grip Pro


By registering, you can access technical support, activate your warranty and receive free JamPoints™ which will be added to your account. JamPoints™ allow you to obtain discounts on future IK purchases! Registering also keeps you informed of all the latest software updates and IK products.

Register at: www.ikmultimedia.com/registration

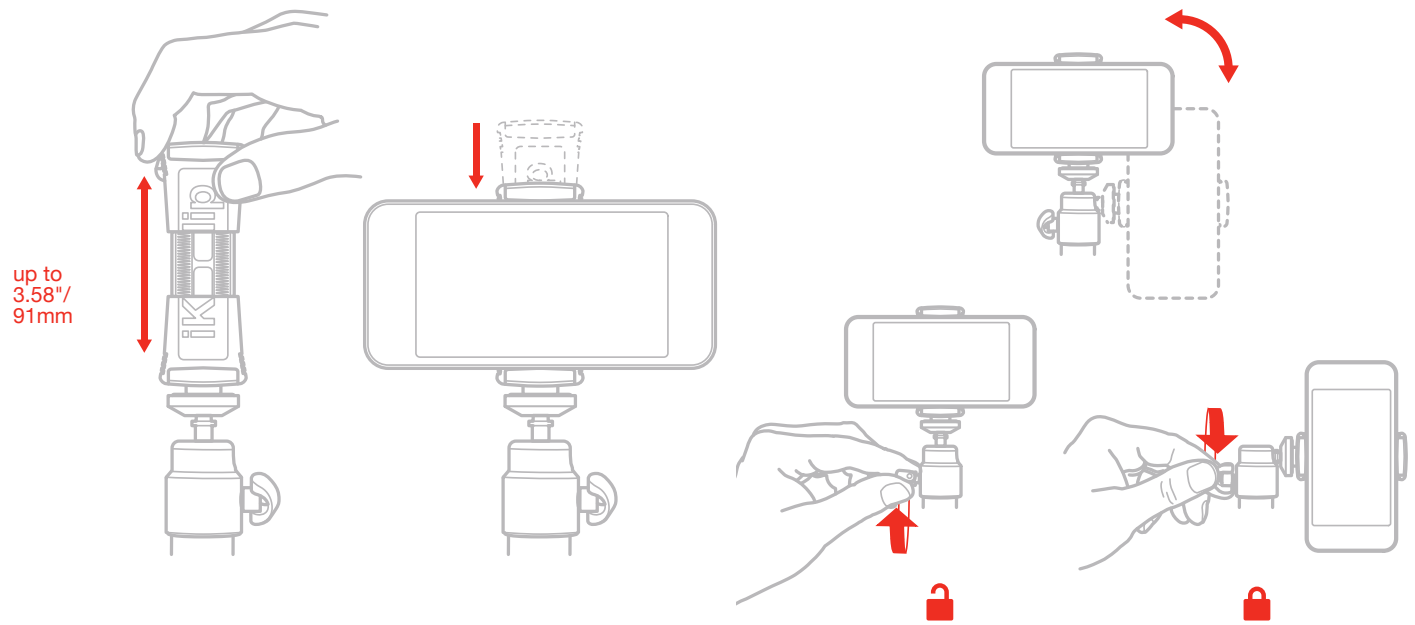
Using iKlip Grip Pro as hand-held



1. Mount the Xpand holder on the threaded ball at the top of the pole. Alternatively you can mount any camera with standard 1/4"-20 female thread.



2. Fit your preferred smartphone and orientate it by operating the side key.

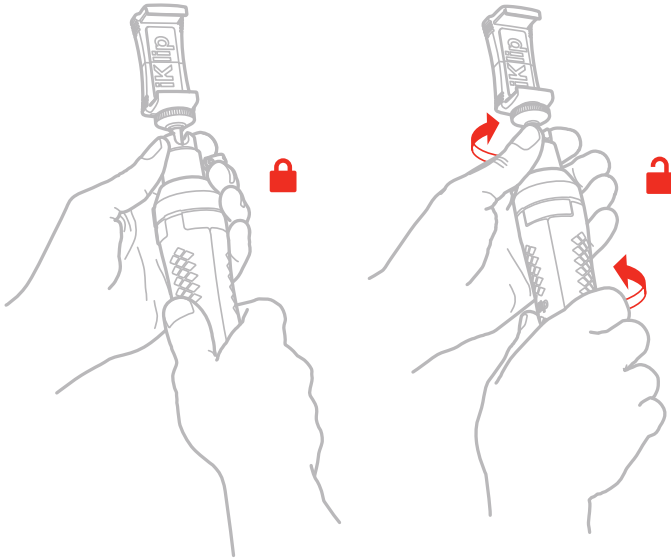


Using iKlip Grip Pro as tripod

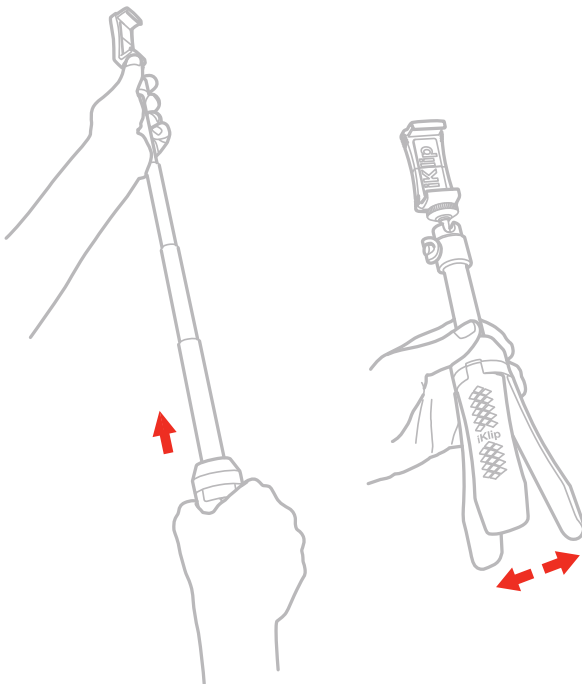


WARNING: before to try to open iKlip Grip's legs, you NEED to unlock the telescopic pole.

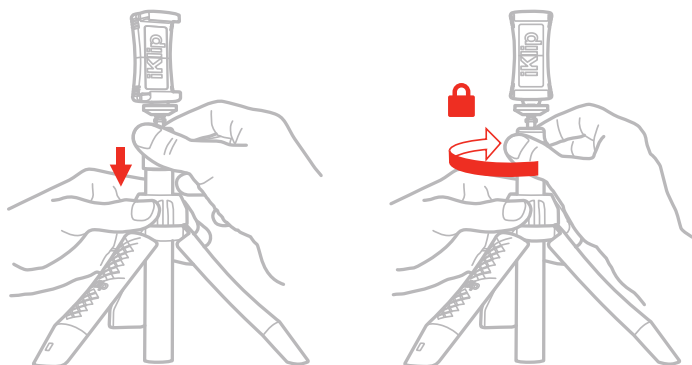
1. Unlock the telescopic pole by turning it counter-clockwise.



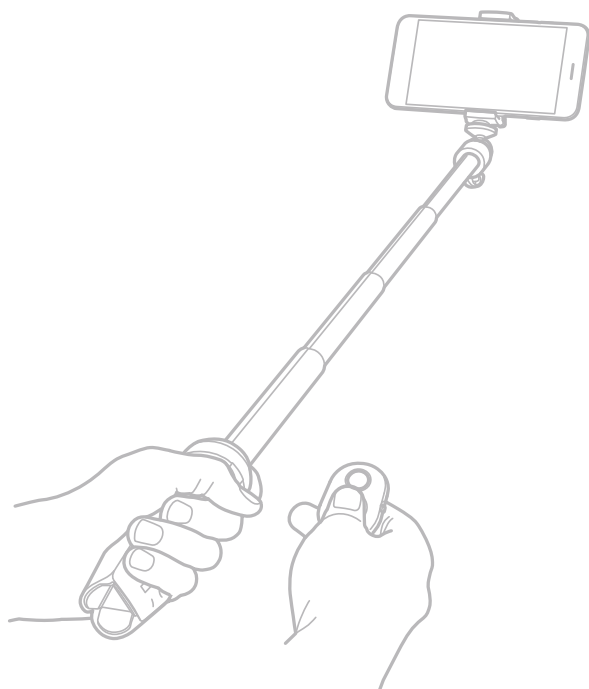
2. Extend the pole and open the legs.



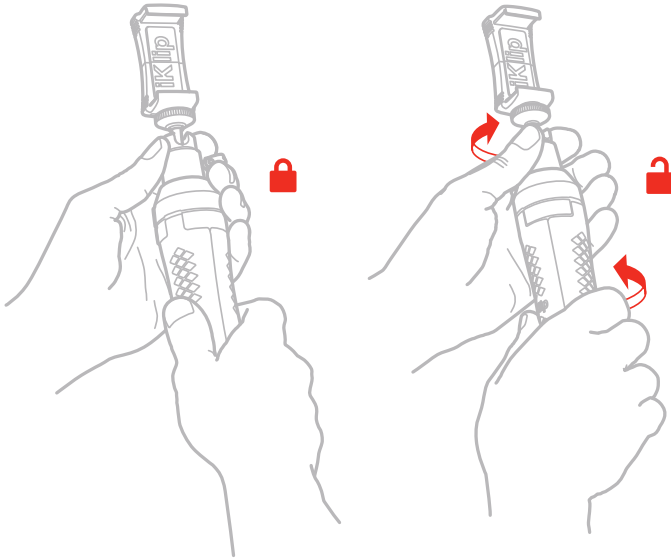
3. Place iKlip Grip Pro on a stable surface and place the pole at the height desired. Then lock the pole by rotating it clockwise.



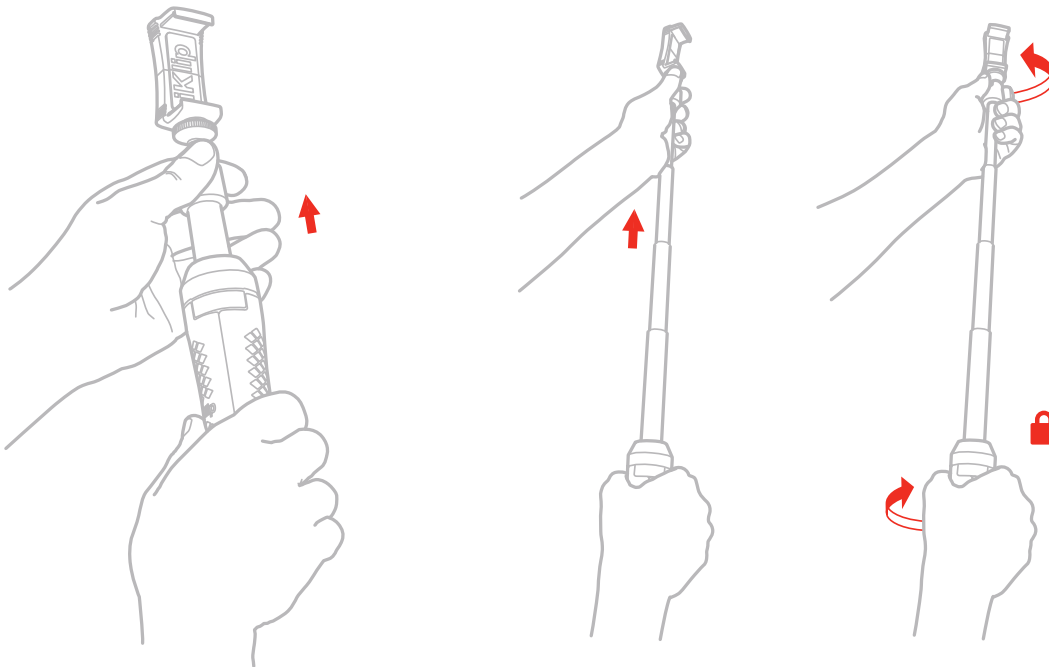
Using iKlip Grip Pro as selfie stick



1. Unlock the telescopic pole by turning it counter-clockwise.

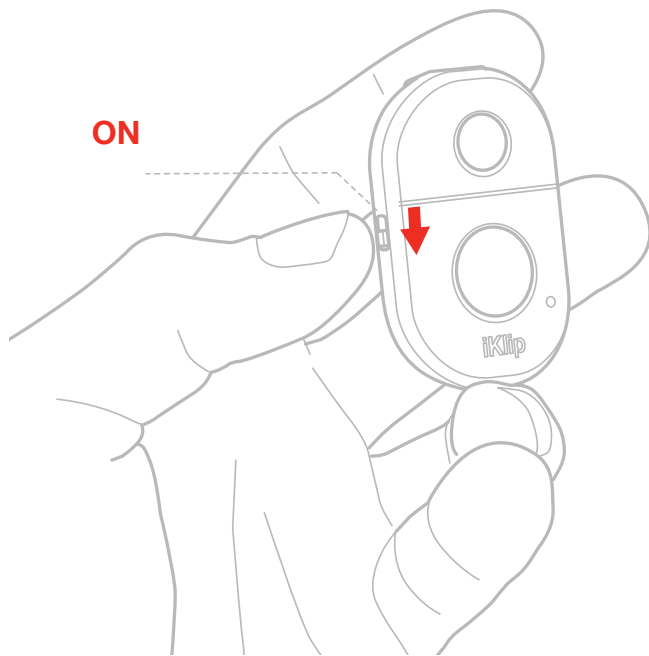


2. Extend the pole full length and lock it by turning clockwise.

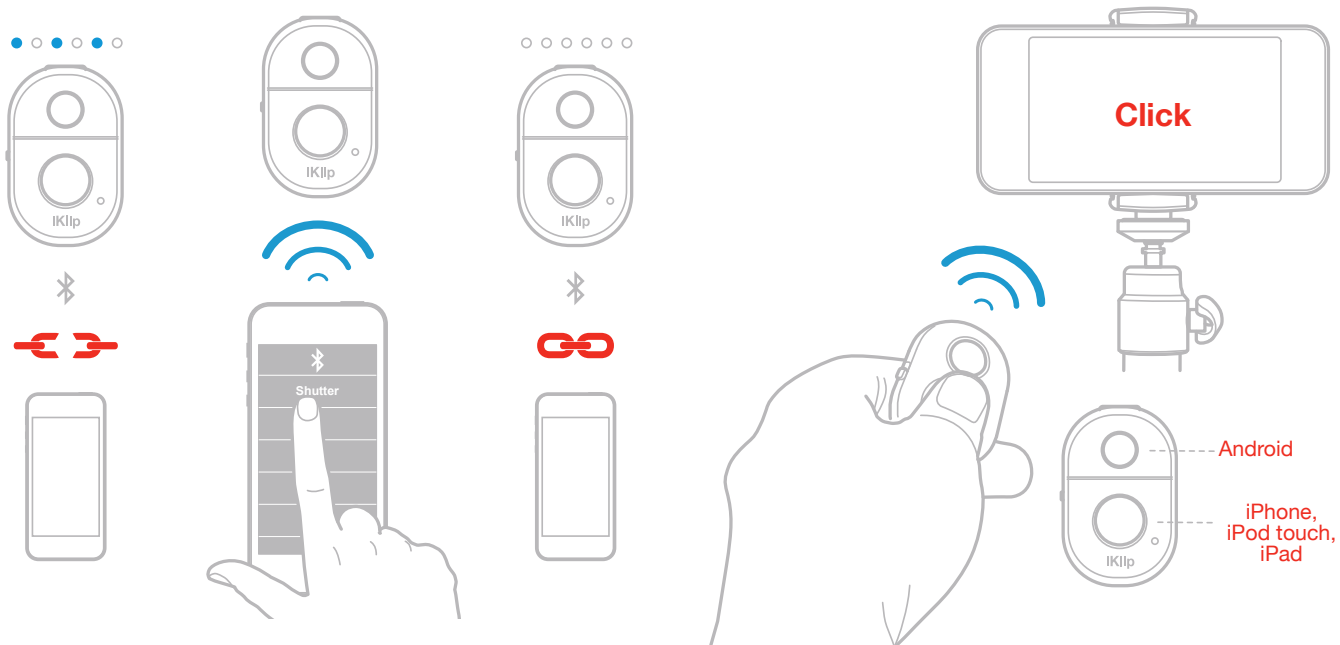


Using the Bluetooth shutter

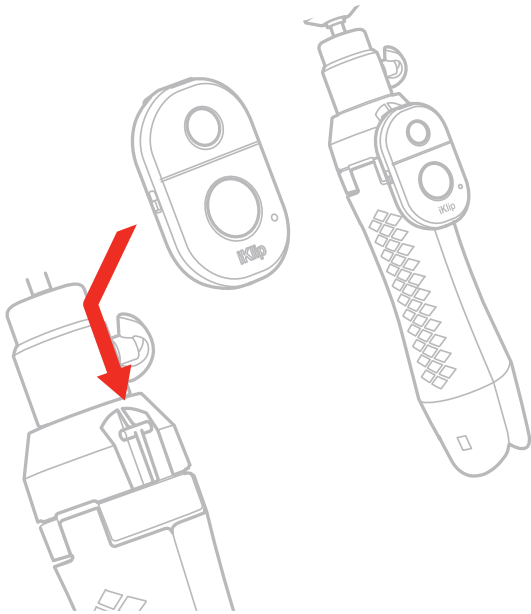
1. Turn on the shutter by switching the ON/OFF button on the side of the controller. The shutter controller will enter into pairing mode and the LED indicator starts flashing quickly at the same time.



2. Activate the Bluetooth setting on your device and it should “look” for new Bluetooth devices.
3. Select the “Shutter” device from the list and you should be ready to start capturing video and photos using your new shutter controller.



4. You can fix the shutter on the body of iKlip Grip Pro thanks to its sledge.



Compatible Devices

Compatibility list	Built-in camera app	Camera360 app
iPhone 6 Plus/6/5s/5c/5, iPhone 4s/4, iPad 4/3/2, all iPad, iPod touch 4th gen. Or newer	○	○
Samsung Galaxy S2/S3/S4+, Note 1, Note 2, Note 3+, Tab 2, Note 8, 10.1+, Moto X/Nexus 4,5,7+ / Xiaomi 1S,2S,3+	○	○
Sony Xperia S, HTC New One and X+, Other Android phones	NOT COMPATIBLE	○

Specifications

Pole length: 45cm

Maximum weight applicable: 1kg

Holds any smartphones with screens ranging in size from 3.5" to 6" with case on

Holding Bracket Width: 54mm (min) - 91mm (max) / 2.13" (min) - 3.58" (max)

Material: Thermoplastic

Warranty

Please visit:

www.ikmultimedia.com/warranty

for the complete warranty policy.

Support and more info

www.ikmultimedia.com/support

www.iklipgripro.com

Regulatory

Model: iKlip Grip Pro
 Model Number: IK000084
 Bluetooth Shutter Model Number: 084-104-1-01 (Contains part SFR1002)

U.S.A.

Contains Bluetooth shutter with FCC ID : 2ADMCSF2001



FCC statement

This device complies with Part 15 of the FCC Rules. Operation is subject to the following two conditions:

1. This device may not cause harmful interference.
2. This device must accept any interference received, including interference that may cause undesired operation.

Changes or modifications not expressly approved by the party responsible for compliance could void the user's authority to operate the equipment.

NOTE: This equipment has been tested and found to comply with the limits for a Class B digital device, pursuant to Part 15 of the FCC Rules. These limits are designed to provide reasonable protection against harmful interference in a residential installation.

This equipment generates, uses, and can radiate radio frequency energy and, if not installed and used in accordance with the instructions, may cause harmful interference to radio communications. However, there is no guarantee that interference will not occur in a particular installation. If this equipment does cause harmful interference to radio or television reception, which can be determined by turning the equipment off and on, the user is encouraged to try to correct the interference by one or more of the following measures:

1. Reorient or relocate the receiving antenna.
2. Increase the separation between the equipment and receiver.
3. Connect the equipment into an outlet on a circuit different from that to which the receiver is connected.
4. Consult the dealer or an experienced radio/TV technician for help.

EUROPE



AUSTRALIA/NEW ZEALAND



BRAZIL

Modelo: Remote Shutter



04464-15-05139

Technical Specifications / Especificações técnicas:
 Operation Frequency / Frequência de operação: 2402-2480 MHz
 Bluetooth Version / Versão do Bluetooth: V3.0
 Modulation / Modulação: GFSK

Este equipamento opera em caráter secundário, isto é, não tem direito a proteção contra interferência prejudicial, mesmo de estações do mesmo tipo, e não pode causar interferência a sistemas operando em caráter primário.

UNITED ARAB EMIRATES

TRA
 REGISTERED N°: ER48399/16
 DEALER N°: DA45962/15

TAIWAN



FCC radiation exposure statement

This equipment complies with FCC radiation exposure limits set forth for an uncontrolled environment. This equipment should be installed and operated with minimum distance 20cm between the radiator & your body. End users must follow the specific operating instructions for satisfying RF exposure compliance. This transmitter must not be co-located or operating in conjunction with any other antenna or transmitter.

CANADA

Contains/Contient Bluetooth shutter with IC ID: 20638-SFR1002

IC statement/warning

This device complies with Industry Canada licence-exempt RSS standard(s). Operation is subject to the following two conditions:

1. This device may not cause interference, and
2. This device must accept any interference, including interference that may cause undesired operation of the device.

To comply with Industry Canada RF radiation exposure limits for general population, the antenna(s) used for this transmitter must be installed such that a minimum separation distance of 20cm is maintained between the radiator (antenna) and all persons at all times and must not be co-located or operating in conjunction with any other antenna or transmitter

Changes or modifications not expressly approved by the party responsible for compliance could void the user's authority to operate the equipment.

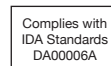
Avertissement IC

Le présent appareil est conforme aux CNR d'Industrie Canada applicables aux appareils radio exempts de licence. L'exploitation est autorisée aux deux conditions suivantes:

1. l'appareil ne doit pas produire de brouillage, et
2. l'utilisateur de l'appareil doit accepter tout brouillage radioélectrique subi, même si le brouillage est susceptible d'en compromettre le fonctionnement.

Pour satisfaire les limites d'exposition aux radiations RF de l'Industrie Canada, les antennes utilisées pour cet émetteur doivent être installées de façon telle qu'au moins 20cm séparent l'émetteur (antenne) de toute personne, et ne doivent être ni situées ni utilisées en conjonction avec n'importe quelle autre antenne ou émetteur.

SINGAPORE



JAPAN



CHINA

CMIIT ID: 2015DP5291

KOREA

	상호 또는 성명	Shenzhen Kinlan Technology Limited
	기자재의 명칭	특정소출력 무선기기(무선데이터통신시스템용무선기기)
	모델명	SFR1002
	인증번호	MSIP-CRM-KIN-SFR1002
	제조연월	2015.10
	제조사/제조국가	Shenzhen Kinlan Technology Limited / 중국
해당 무선설비는 운용 중 전파(전파)혼신 가능성이 있음 *		